



THE SYSTEM CFO SERIES

HINDOL DATTA

FREE ASSESSMENT



PILLAR 4: PLANNING & GROWTH STRATEGY | TOOLKIT #22 OF 37

THE ANNUAL BUDGET ARCHITECTURE DIAGNOSTIC

*Building a Budget Process That
Informs Strategy — Not Just Tracks Spending*

20-Question Diagnostic | 5-Page Assessment

Score Your Organization 1-5 Across Four Dimensions
Identify Gaps and Build Your Action Plan



EfuturesCFO.com

Where Leadership Meets the Future

(C) 2026 Hindol Datta. All Rights Reserved.

QUESTIONS 1-5

Section A: Budget Process Design and Timeline

Does Your Budget Process Produce Insight — or Just Numbers?

Most budget processes are bureaucratic exercises that consume weeks of organizational energy to produce numbers that are obsolete before the fiscal year begins. The System CFO redesigns the budget process to serve its true purpose: resource allocation in service of strategy. A well-designed budget process is fast, driver-based, strategy-linked, and produces a result that the organization actually uses to make decisions.

A. BUDGET PROCESS DESIGN AND TIMELINE

1	The budget process is completed within 6-8 weeks — from kickoff to board approval, the timeline is defined, compressed, and respected, without the process dragging on for	1 Non-Ex	2 Ad Hoc	3 Dev	4 Estab	5 Best
2	Budget preparation begins with strategic priorities — before any department submits numbers, leadership defines the 3-5 strategic objectives that the budget must fund, providing top-	1 Non-Ex	2 Ad Hoc	3 Dev	4 Estab	5 Best
3	A budget calendar with milestones exists — defining submission deadlines, review sessions, consolidation dates, and approval meetings, with accountability for on-time completion at each	1 Non-Ex	2 Ad Hoc	3 Dev	4 Estab	5 Best
4	Budget templates are standardized and pre-populated — departments receive templates with prior year actuals, current year forecasts, and system-generated baseline assumptions that	1 Non-Ex	2 Ad Hoc	3 Dev	4 Estab	5 Best
5	The budget process incorporates feedback from the prior year — a post-mortem of last year's budget accuracy identifies systematic biases and structural gaps that are corrected in	1 Non-Ex	2 Ad Hoc	3 Dev	4 Estab	5 Best

SECTION A SCORE: Total: ____ / 25 Average: ____ / 5



QUESTIONS 6-10

Section B: Revenue and Expense Modeling

Is Your Budget Built on Drivers — or on Hope and Precedent?

A budget built by inflating last year's numbers by a growth percentage is not a plan — it is a guess with a veneer of precision. The System CFO builds budgets from operational drivers: revenue from pipeline and conversion rates, headcount from hiring plans, expenses from contracts and commitments. Driver-based budgets are not only more accurate — they are more useful because changing an assumption instantly updates the plan.

B. REVENUE AND EXPENSE MODELING

6	Revenue budget is built from operational drivers — new customer acquisition, expansion, renewal, and churn assumptions drive revenue rather than applying a blanket	1 Non-Ex	2 Ad Hoc	3 Dev	4 Estab	5 Best
7	Headcount plan drives compensation budget — each budgeted position has a start date, salary, benefits, and tax load, with the timing of hires producing a bottom-up compensation	1 Non-Ex	2 Ad Hoc	3 Dev	4 Estab	5 Best
8	Operating expense budgets are zero-based or driver-based for material categories — major expense lines (marketing, travel, professional services) are built from planned activities	1 Non-Ex	2 Ad Hoc	3 Dev	4 Estab	5 Best
9	Capital expenditure budget ties to specific projects — each capex item connects to a defined initiative with a business case, timeline, and expected return rather than appearing as a	1 Non-Ex	2 Ad Hoc	3 Dev	4 Estab	5 Best
10	Budget assumptions are documented and visible — key assumptions (pricing, headcount timing, vendor costs, project timelines) are listed explicitly so that stakeholders can	1 Non-Ex	2 Ad Hoc	3 Dev	4 Estab	5 Best

SECTION B SCORE: Total: ____ / 25 Average: ____ / 5

QUESTIONS 11-15

Section C: Budget Integration with Strategy and KPIs

Does Your Budget Reflect Your Strategy — or Just Continue the Status Quo?

If your strategy says 'invest in AI and expand internationally' but your budget allocates 90% of resources to maintaining current operations, then your strategy is a fiction. The System CFO ensures that budget allocation directly reflects strategic priorities, that each major budget category ties to a strategic objective, and that the gap between aspiration and resource allocation is confronted honestly.

C. BUDGET INTEGRATION WITH STRATEGY AND KPIS

11	Budget allocations map to strategic objectives — each major spending category is tagged to a strategic priority, and the total investment per priority is visible to leadership for	1 Non-Ex	2 Ad Hoc	3 Dev	4 Estab	5 Best
12	KPI targets are embedded in the budget — operational metrics (customer acquisition targets, retention goals, productivity metrics) accompany the financial numbers. Linking spending to	1 Non-Ex	2 Ad Hoc	3 Dev	4 Estab	5 Best
13	Trade-off discussions occur during budget review — leadership actively decides what will NOT be funded, rather than approving everything at reduced levels. Creating clear	1 Non-Ex	2 Ad Hoc	3 Dev	4 Estab	5 Best
14	The budget includes investment in future capabilities — a defined portion of the budget is allocated to strategic initiatives, transformation projects, and capability building	1 Non-Ex	2 Ad Hoc	3 Dev	4 Estab	5 Best
15	Budget variance analysis connects financial results to strategic progress — when reviewing actuals vs. budget, the discussion includes whether strategic objectives are on track,	1 Non-Ex	2 Ad Hoc	3 Dev	4 Estab	5 Best

SECTION C SCORE: Total: ____ / 25 Average: ____ / 5

QUESTIONS 16-20

Section D: Budget Governance and Accountability

Who Owns the Budget — and What Happens When Reality Diverges from Plan?

A budget without accountability is a wish list. The System CFO builds a governance framework where budget owners are accountable for both spending discipline and outcome delivery, where variances are explained with rigor, and where the budget is a living management tool — not a document that is filed after approval and referenced only when someone overspends.

D. BUDGET GOVERNANCE AND ACCOUNTABILITY

16	Department heads own their budgets — each budget owner has approved their numbers, understands their targets, and is accountable for managing within their allocation with defined	1 Non-Ex	2 Ad Hoc	3 Dev	4 Estab	5 Best
17	Monthly budget-to-actual reviews are conducted — with variance analysis by department and by major line item, explanations for material variances, and corrective actions for unfavorable	1 Non-Ex	2 Ad Hoc	3 Dev	4 Estab	5 Best
18	A reforecast process exists for material changes — when reality diverges significantly from plan, the organization updates the forecast rather than pretending the original	1 Non-Ex	2 Ad Hoc	3 Dev	4 Estab	5 Best
19	Budget transfers and additions require formal approval — moving budget between departments or adding unplanned spending follows a defined process with documented justification and	1 Non-Ex	2 Ad Hoc	3 Dev	4 Estab	5 Best
20	The board approves the budget and reviews performance quarterly — with sufficient detail to evaluate whether resources are allocated effectively and whether the budget	1 Non-Ex	2 Ad Hoc	3 Dev	4 Estab	5 Best

SECTION D SCORE: Total: ____ / 25 Average: ____ / 5

OVERALL ASSESSMENT SCORE
 Section A: ____ / 25 Section B: ____ / 25 Section C: ____ / 25 Section D: ____ / 25 TOTAL: ____ / 100 AVG: ____ / 5

GAP TO GOAL

Gap-to-Goal Action Plan

Bridging the Gap — Annual Budget Architecture Diagnostic

Transfer your five lowest-scoring questions. For each gap, define the target state, specific actions, owner, timeline, and success metric. Focus on highest-impact gaps first.

GAP #	Q REF	CURRENT	TARGET	SPECIFIC ACTION TO CLOSE GAP	OWNER	DEADLINE	METRIC
1	Q__	___/5	___/5	_____	_____	_____	_____
2	Q__	___/5	___/5	_____	_____	_____	_____
3	Q__	___/5	___/5	_____	_____	_____	_____
4	Q__	___/5	___/5	_____	_____	_____	_____
5	Q__	___/5	___/5	_____	_____	_____	_____

ASSESSMENT SUMMARY

Completed by: _____ Date: _____

Overall average score: ___ / 5 Items scored 1-2 (critical): ___

Items scored 3 (developing): ___ Items scored 4-5 (strong): ___

Top strength: _____

Most critical gap: _____

One action this week: _____

READY TO GO DEEPER?

This free assessment identified your gaps. The Premium System CFO Toolkits provide the frameworks, templates, and action plans to close them. Visit EfuturesCFO.com





READY TO GO DEEPER?

This Assessment Identified the Gaps. The Premium Toolkit Closes Them.

PREMIUM: The Burn the Spreadsheet: Systems CFO Toolkit (17 Pages)

The full premium toolkit includes the comprehensive budget-to-strategy alignment framework, driver-based modeling templates, zero-based budgeting worksheets, KPI integration methodology, and the complete Systems CFO diagnostic for evaluating and transforming the entire planning and budgeting capability.

Plus: Access the Super Exclusive 46-Page




System CFO Organizational Finance Assessment Kit

ABOUT THE AUTHOR

Hindol Datta

25+ years as CFO and VP Finance | \$150M+ in M&A | CPA, CMA, CIA, PMP, CPIM

Author of The System CFO Series | MS Analytics, Georgia Tech



EfuturesCFO.com

LinkedIn: Hindol Datta | YouTube: @efuturescfo

Where Leadership Meets the Future